

2020 BELGIAN GRAND PRIX

27 - 30 August 2020

| | | | |
|-------------|-----------------------------------|-----------------|----------------|
| From | The FIA Formula One Race Director | Document | 18 |
| To | All Teams, All Officials | Date | 29 August 2020 |
| | | Time | 11:24 |

Title Race Directors' Event Notes Version 3

Description Event Notes Version 3

Enclosed 2020 Belgian F1 Grand Prix Event Notes V3 Doc 18 290820.pdf

Michael Masi

The FIA Formula One Race Director

2020 BELGIAN GRAND PRIX

27 - 30 August 2020

| | | | |
|-------------|-----------------------------------|-----------------|----------------|
| From | The FIA Formula One Race Director | Document | 18 |
| To | All Teams, All Officials | Date | 29 August 2020 |
| | | Time | 11.25 |

EVENT NOTES VERSION 3 **General Instructions**

1) Pit lane map

- 1.1 Safety Car lines.
- 1.2 The location of the pit entry and the pit exit.
- 1.3 Designated garage areas.
- 1.4 Safety Car position for first lap and rest of race.
- 1.5 Blue flag marshal at the pit exit.
- 1.6 Track light panels displaying pit entry status.

2) Pirelli Event Preview

- 2.1 With reference to Article 24.4(a) of the Sporting Regulations see the attached document provided by the official tyre supplier.

3) Red zones for photographers in the pit lane during practice sessions

- 3.1 See the attached drawing.

4) Track light panels

- 4.1 The FIA track light panels have been installed in the positions shown on the circuit map. In accordance with Appendix H to the ISC the light signals have the same meaning as flag signals.

5) Track light panel displaying pit entry status

- 5.1 The light panel indicated on the pit lane map will display a flashing yellow arrow if cars are required to use the pit lane once the Safety Car has been deployed during the race.
- 5.2 The light panel indicated on the pit lane map will display a flashing red cross if the pit lane is closed at any point during the race.

6) Drivers leaving their pit stop position in the pit lane

- 6.1 For safety reasons, no car should be driven from its pit stop position at any time unless:
 - a) It has first been driven into the pit stop position having just entered the pit lane from the track, and;
 - b) It is then driven immediately back onto the track from the pit stop position.

7) Observing yellow flags during free practice and qualifying

7.1 Double waved: Any driver passing through a double waved yellow marshalling sector must reduce speed significantly and be prepared to change direction or stop. In order for the stewards to be satisfied that any such driver has complied with these requirements it must be clear that he has not attempted to set a meaningful lap time, for practical purposes this means the driver should abandon the lap (this does not necessarily mean he has to pit as the track could well be clear the following lap).

7.2 Single waved: Drivers should reduce their speed and be prepared to change direction. It must be clear that a driver has reduced speed and, in order for this to be clear, a driver would be expected to have braked earlier and/or discernibly reduced speed in the relevant marshalling sector.

Drivers should not overtake any car in a single waved yellow marshalling sector unless it is clear that a car is slowing with a completely obvious problem, e.g. obvious accident damage or a deflated tyre.

8) In laps during qualifying and reconnaissance laps

8.1 In order to ensure that cars are not driven unnecessarily slowly on in laps during and after the end of qualifying or during reconnaissance laps when the pit exit is opened for the race, drivers must stay below the maximum time set by the FIA between the Safety Car lines shown on the pit lane map.

You will be informed of the maximum time after the first day of practice.

9) Parc Fermé Cameras

9.1 To assist with the revised FIA Event procedures, the Parc Fermé cameras must be uncovered and operational at all times during the Event.

10) Operational personnel curfew

10.1 Boards warning anyone attempting to enter the paddock that the curfew is in operation will be placed immediately before the turnstiles at the appropriate times.

10.2 At this Event, Personnel will be permitted to enter the Paddock 30 minutes prior to the curfew to assist social distancing. No work is permitted to be undertaken until the curfew has ended.

11) Tyre Blanket Usage during Pit Stops in the Race

11.1 For reasons of safety, tyre blankets are not permitted in the Pit Lane at any time during the race.

12) Lapping during the race

12.1 The ISC requires drivers who are caught by another car about to lap him to allow the faster driver past at the first available opportunity. The F1 Marshalling System has been developed in order to ensure that the point at which a driver is shown blue flags is consistent, rather than trusting the ability of marshals to identify situations that require blue flags.

As it was at the end of last season the system will be set to give a pre-warning when the faster car is within 3.0s of the car about to be lapped, this should be used by the team of the slower car to warn their driver he is soon going to be lapped and that allowing the faster car through should be considered a priority. When the faster car is within 1.2s of the car about to be lapped blue flags will be shown to the slower car (in addition to blue light panels, blue cockpit lights and a message on the timing monitors) and the driver must allow the following driver to overtake at the first available opportunity.

It should be noted that the aim of using F1MS is ensure consistent application of the rules, additional instructions may also be given by race control when necessary.

Event Specific Instructions

13) Formula 1 Sporting Regulations Article 21.6

13.1 In accordance with the provisions of Article 21.6a) i), this Event is a Closed Event.

14) Changes to the circuit

14.1 The length on the wall on the right-hand side at the exit of Turn 1 (Endurance Pit Entry) has been extended.

14.2 The 4 row tyre barrier at the exit of Turn 4 has been extended.

14.3 The artificial grass around the entire track has all been removed.

15) Specific Technical Procedures for Closed Events

15.1 The provisions of Technical Directive Ref: TD/025-20 must be complied with at all times during the Event, with the exception of point 5 (Scrutineers and tyre checkers), which should be replaced with the following guidelines:

- a) All scrutineers and tyre checkers will be advised to carry out their duties outside the Teams' garages until further notice.
- b) Furthermore, and during all sessions, in the situations detailed at paragraphs 15.1 and 15.2 of the Pirelli document named "Pirelli HSE procedures – F1 – Covid19_Teams" wheels must be delivered to the Pirelli area at the rear of the Team's garage for scanning. This must be done before any other job is carried out on these wheels (e.g. wear check, pressure check etc.).
- c) On the grid, race tyre start pressures will be checked in the normal way.

15.2 For this Event, the requirement for each Competitor to deliver the tyres after runs of four timed laps or more will apply and this will be reviewed for subsequent events.

Whilst we agree there may be some minor inconveniences for the teams during session times, great compromises have been made to produce these operating procedures which have everyone's best interests in mind.

15.3 Any tyres that are removed from a car and could be re-used during a session should be presented for scanning before being rewrapped and reheated. If time constraints do not permit this then all tyres used during a session must be presented to the Pirelli area as outlined below at the end of any session. This applies to dry, wet and intermediate tyres.

15.4 Both TD/025-20 and the "Pirelli HSE procedures" will be amended after the Event to reflect any additional operational requirements.

16) Weighing and weighing platform

16.1 The FIA weighing platform will be available for teams to use at the following times, however, no more than 8 team personnel may be present during any visit. Each visit should last no more than 10 minutes unless no other team is waiting in the pit lane:

- a) From 11:00 on Thursday until 10:00 on Friday.
- b) From 12:30 on Friday until 14:30 on Saturday (between 13:00 and 14:30 each visit will be restricted to five minutes).
- c) From when the cars are returned to the teams after qualifying until 19:30 on Saturday.
- d) From 10:00 until 11:00 and 13:00 until 14:30 on Sunday.

Any team found to be abusing the time limits set out above, which will be enforced by FIA security personnel and our own CCTV, will not be permitted to use the weighbridge again during the Event.

17) Support Races

17.1 Team Barrier placement

- a) Team barrier placement prior to and during all support category practice sessions and races: No more than three metres from the garages.
- b) It is not permitted to push cars to the weighing area at any time a support category is in pit lane.

17.2 Support Category Movements

- a) Support Crews and Trolleys will be released into Pit Lane no earlier than 20 minutes prior to the opening of Pit Exit for their respective sessions.
- b) Support Category competition vehicles will be release from the marshalling area no earlier than 15 minutes prior to the opening of Pit Exit for their respective sessions.

18) Practice starts

18.1 During each practice session, practice starts may only be carried out on the right-hand side after leaving the pit lane. These must be done prior to the SC2 line and with all four wheels between the white line on the right-hand edge of the pit exit and the wall. (the area bordered by black in the photograph on page 6).

18.2 During the time the pit exit is open for the race, practice starts may be carried out on the track after the pit exit before the SC2 line. Drivers wishing to carry out a practice start should stop wholly within the pit exit in order to allow other cars to pass on their left (the area bordered by red in the photograph on page 6). During this time any driver passing a car which has stopped to carry out a practice start may cross the white line that is referred to in 19.1 below.

18.3 For reasons of safety and sporting equity, cars may not stop in the fast lane at any time the pit exit is open without a justifiable reason (a practice start is not considered a justifiable reason).

19) Lines or bollards at the Pit Entry and Pit Exit

19.1 In accordance with Chapter 4 (Section 5) of Appendix L to the ISC drivers must keep to the right of the solid white line at the pit exit when leaving the pits. No part of any car leaving the pits may cross this line.

19.2 For safety reasons drivers must keep to the right of the bollard the pit entry when they are entering the pits.

19.3 Except in the cases of force majeure (accepted as such by the Stewards), the crossing by any part of the car, in any direction, of the painted area between the pit entry and the track, by a driver who, in the opinion of the Stewards, had committed to entering the pit lane is prohibited.

20) Track Limits

20.1 Turn 4

- a) A lap time achieved during any practice session or the race by leaving the track and cutting behind the apex kerb of Turn 4, will result in that lap time being invalidated by the stewards.

20.2 Turn 9 - Exit

- a) A lap time achieved during any practice session or the race by leaving the track and cutting behind the painted kerb on the exit of Turn 9, will result in that lap time being invalidated by the stewards.

20.3 Turn 19 – Exit

- a) A lap time achieved during any practice session or the race by leaving the track and cutting behind the kerb on the exit of Turn 19, will result in that lap time and the immediately following lap time being invalidated by the stewards.

20.4 General - Turn 4 Turn 9 Exit and Turn 19 Exit

- a) Each time any car passes behind the kerb, teams will be informed via the official messaging system.
- b) On the third occasion of a driver cutting behind the kerb at Turn 4, Turn 9 - exit and Turn 19- exit during the race, he will be shown a black and white flag, any further cutting will then be reported to the stewards. For the avoidance of doubt this means a total of three occasions combined not three at each corner.
- c) The above requirements will not automatically apply to any driver who is judged to have been forced off the track, each such case will be judged individually.
- d) In all cases detailed above, the driver must only re-join the track when it is safe to do so and without gaining a lasting advantage.

20.5 Escape Road at Turn 5

- a) If a driver overshoots the corner at Turn 5 there is a small road along the front of the tyre barrier which leads back on to the track at Turn 7, please ensure that your drivers use this when necessary.

20.6 Turn 14 – Exit

- a) The track limit at the exit of Turn 14 is defined as having no part of the car in contact with the yellow and red painted kerbs.

21) DRS

21.1 DRS Detection will be automatically disabled in each individual zone if any of the light panels in that particular zone are displaying yellow. The zones and corresponding light panels are as follows:

- a) Zone 1: Panels 5, 6, 7
- b) Zone 2: Panels 19, 1, 2

22) Fire extinguishers around the circuit

22.1 Indicated by small fluorescent orange boards on the barriers.

23) Places to remove cars from the track

23.1 Indicated by fluorescent orange panels on the barriers.

23.2 If a driver has a choice where to stop during a session, it is recommended they do so on the right-hand side of the track as cars may then be recovered more easily and brought back to the pits.

23.3 Should a car stop on the track during a session, the driver must keep all of their protective clothing (Helmet, Gloves, etc) on until they have returned to their garage.

24) Sporting Regulations Article 36.4

24.1 In addition to the provisions of Article 36.4, and for reasons of safety, tyre blankets must be disconnected from any power supply at the five-minute signal and must not be reconnected during the start procedure, unless the delayed start signal is shown.

25) Access to the grid prior to the Start Procedure

25.1 To assist social distancing in accessing the grid prior to the commencement of the start procedure, Team personnel and equipment will be granted access to the grid from 1410hrs on Sunday 30th August.

26) Removing cars from the grid

26.1 One gate in the pit wall located adjacent to grid position 1.

27) Car number light panels for the start

27.1 On the left-hand side of the grid.

28) Post-race parc fermé

28.1 Drivers should not complete a full slowing down lap but should enter the pit lane using the pit exit and proceed down the pit lane in the “wrong” direction. all cars will then be stopped in the weighing area.

28.2 The first three must follow the post-race procedure which will be distributed prior to the start of the race.

29) Any other business

29.1 Blue Flags



Michael Masi

FIA Formula One Race Director

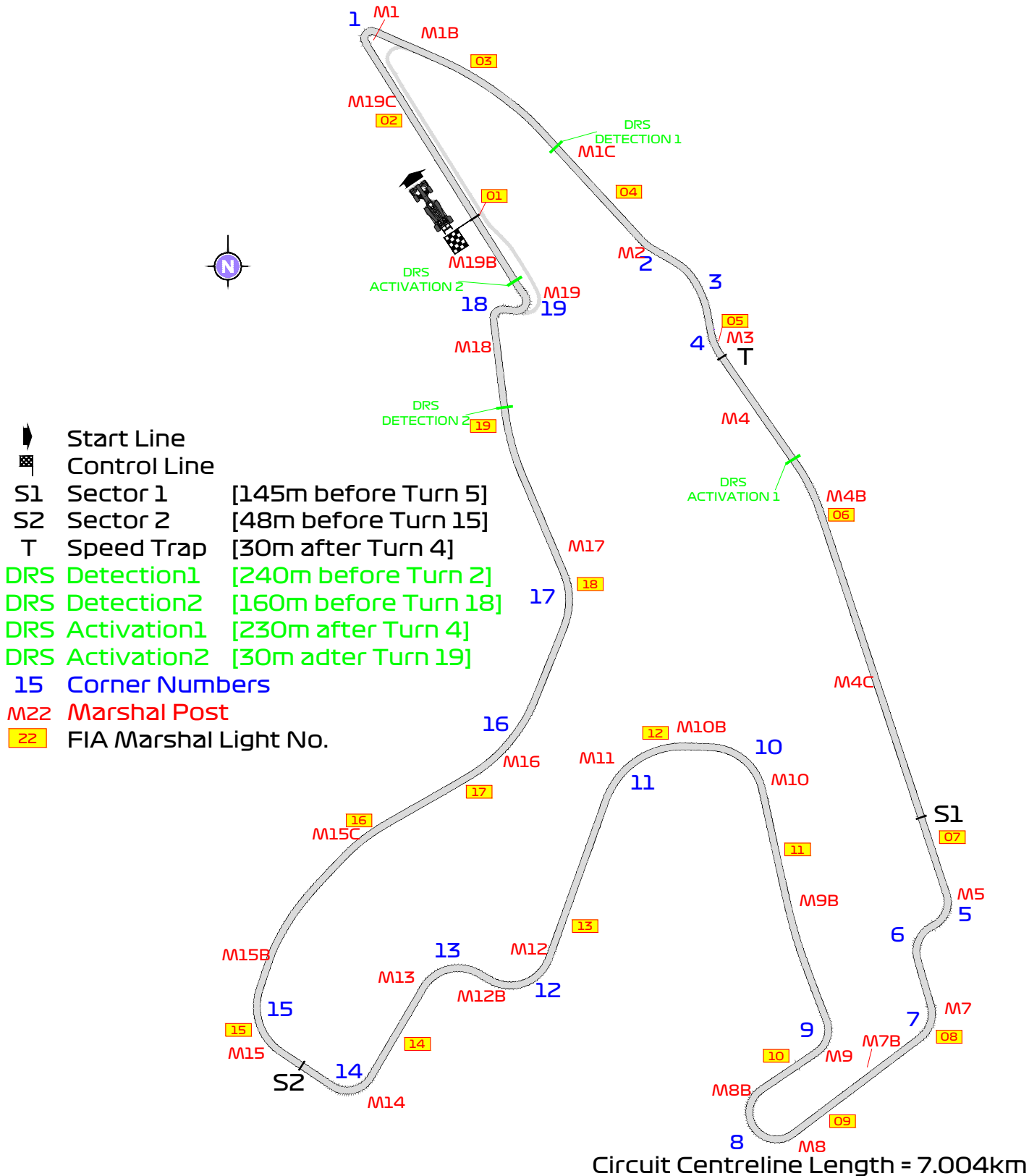
PRACTICE START LOCATION

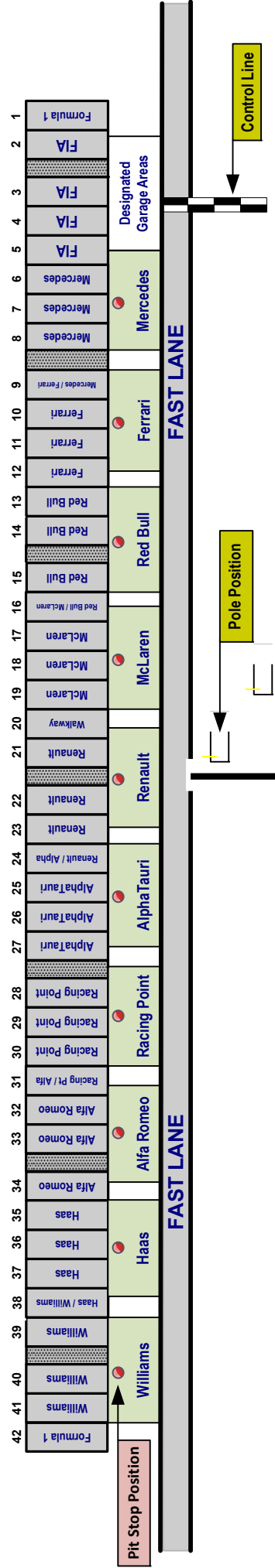
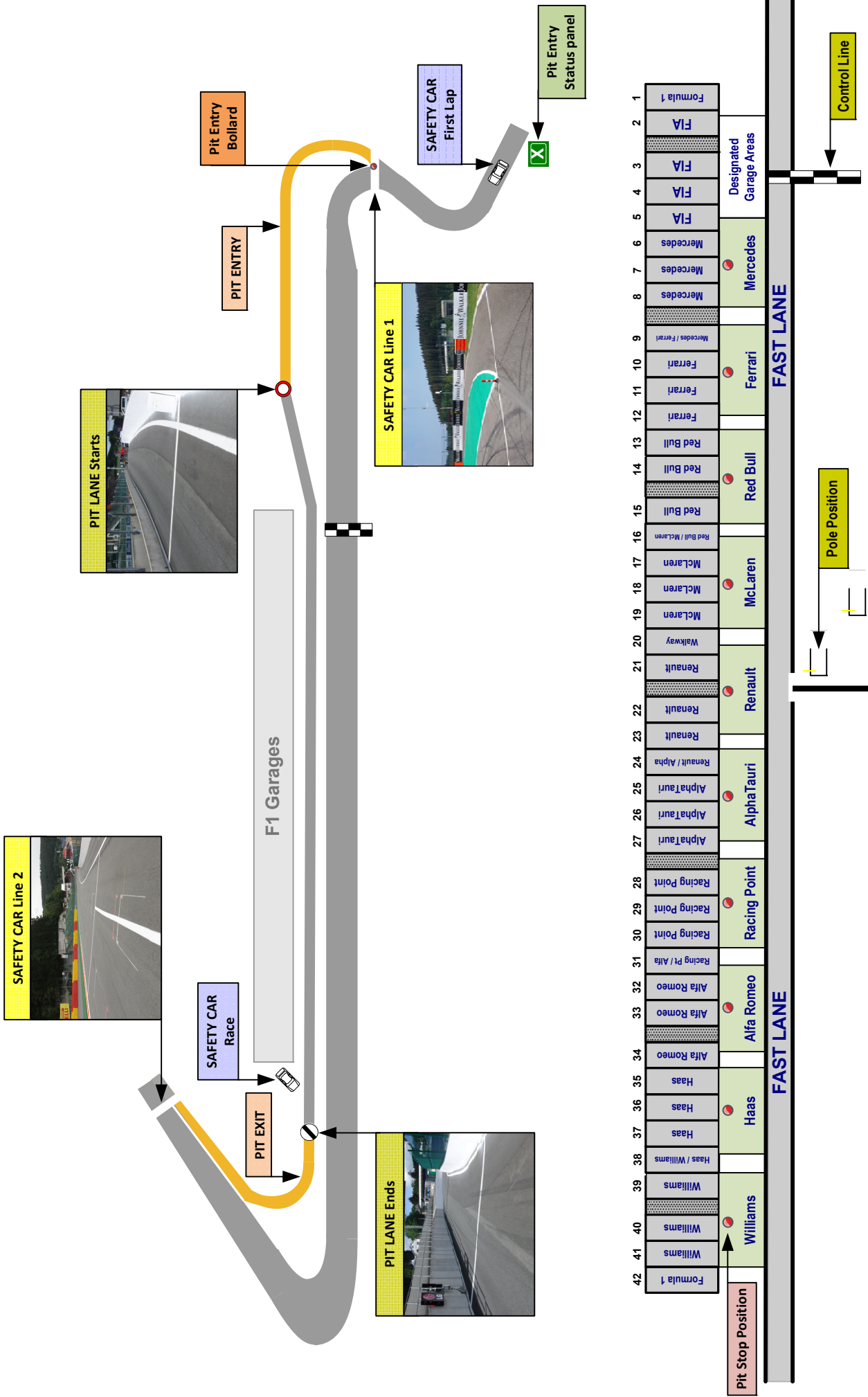




FORMULA 1 ROLEX BELGIUM GRAND PRIX 2020 - Spa-Francorchamps

Circuit Map





Grand Prix of Belgium 28-30/08/20 (20R07SPA)

| Compound | FL | FR | RL | RR |
|--------------|-----|-----|-----|-----|
| C2 | 2A1 | 2A2 | 2A3 | 2A4 |
| C3 | 3B1 | 3B2 | 3B3 | 3B4 |
| C4 | 4C1 | 4C2 | 4C3 | 4C4 |
| INTERMEDIATE | 33X | 35X | 37X | 39X |
| WET | 34Y | 36Y | 37Y | 39Y |

| Mandatory race tyres |
|----------------------|
| C2 |
| C3 |
| Q3 tyre |
| C4 |

MINIMUM STARTING PRESSURE, BLISTERING SENSITIVITY, CAMBER LIMIT

| | Front (psi) | Rear (psi) |
|--------------|-------------|------------|
| Slicks | 24.5 | 21.0 |
| Intermediate | 22.5 | 21.0 |
| Wet | 21.5 | 20.0 |

FE EOS Camber Limit

-2.75°

RE EOS Camber limit

-1.50°

FE Blistering sensitivity

Medium



RE Blistering sensitivity

Medium

TYRE HEATING STRATEGY (TREAD&SIDEWALL)

| Temperature | 0 | 40 | 60 | 80 | 100 (°C) |
|---------------------|---------|---------|----------|---------|---------------------|
| Slicks (front axle) | storage | | max. 3h | max. 2h | (max. temp = 100°C) |
| Slicks (rear axle) | storage | | max. 5h | | (max. temp = 80°C) |
| Intermediate | storage | max. 2h | max. 30' | | (max. temp = 80°C) |
| Wet | storage | max. 2h | | | (max. temp = 60°C) |

(The time limits refer to the period leading up to the start of the session in which the tyres are intended for use).

(The temperatures referred to above apply at all times during the event).

GENERAL NOTES

Teams are kindly reminded that the following parameters will be subjected to FIA checks during the event:

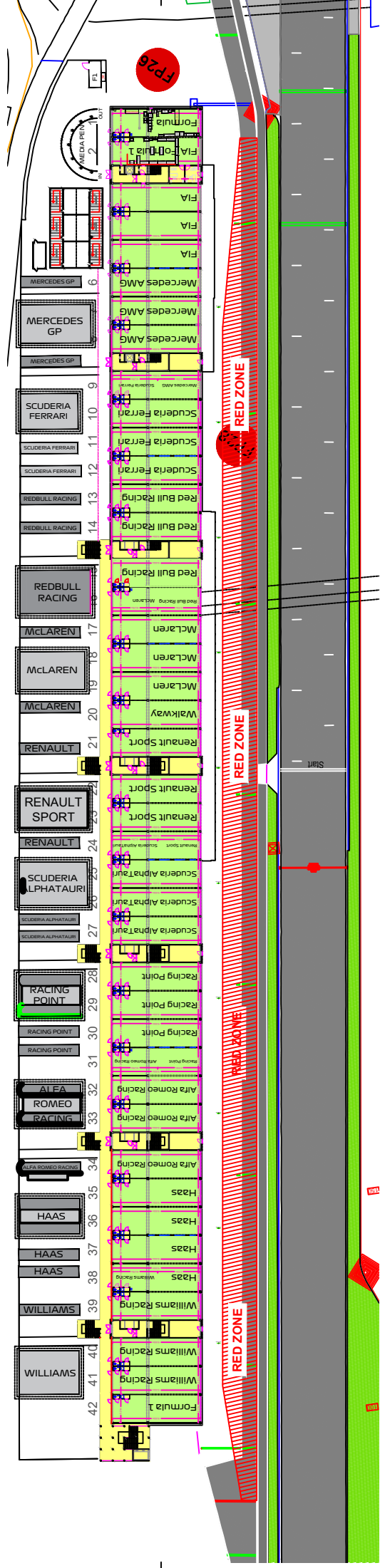
- Starting pressure.
- Camber at maximum speed.
- Maximum blanket temperature.
- Tyre swapping.

Tyre Notes


- Not permitted to switch tyres from their originally allocated position.
- Do not subject tyres to large deformation or heavy impact.
- Do not leave fitted tyres exposed at an air temperature lower than 15°C and/or any UV emission.
- Revised prescriptions could be issued during the race weekend in accordance with TD/036-18.

- All temperature limits apply to the actual tyre surface temperature, measured with the IR gun detailed in the Appendix to the Technical and Sporting regulations.
- STORAGE temperature is the recommended temperature the tyre can stay in blankets without time limit.
- BLANKET HEATING TIME for each temperature range to be counted from the moment the blanket control unit is set to reach its targeted temperature within its correspondent interval.

| | | | |
|-----|-----------------------|------|----|
| REV | AMENDMENT DESCRIPTION | DATE | BY |
| | | | |



**PHOTOGRAPHERS
EXCLUSION RED ZONE**



| | | | |
|--------------------------------|---|---|--|
| | | FORMULA 1 ROLEX BELGIAN GRAND PRIX 2020 Spa-Francorchamps - Belgium Circuit de Spa-Francorchamps Fri 28 Aug - Sun 30 Aug 2020 | |
| Race Title: Venue: Date: | Formula 1 Spa-Francorchamps 28 Aug 2020 | Drawing Title: Drawing Number: Date: Drawn: Scale: | Red Zone BELGIUM GARAGES.20 RED ZONE 07 06.08.20 NTS J.BURTON |